



MEESONS

PRODUCT PACK

EasyGate Elite

Within this product pack, you will find renders, drawings, technical specifications and technical dimensions of the above product.

Protecting your space.
Powering your business.

Why choose an EasyGate Speedgate?

Our EasyGate Speedgates offer the ultimate standard of both protection and elegance. Whether seamlessly blending in with your building's surroundings or making a bold statement, our gates enhance any reception area or office space, adapting to your design vision without compromise. With advanced tailgating capabilities and anti-climb sensors, they offer a secure solution for managing the flow of people in high-throughput areas, adapting to your ever-changing access needs. Their slimline and sleek design provides a modern entrance experience that combats overcrowding without compromising on safety: a smooth experience for users, a secure experience for you.

Ideal for...

Your considerations

EasyGate Speedgates provide both security and style with high operational speeds and complete access control. They guarantee user safety and secure areas during peak times and high-traffic scenarios. Efficiently engineered, they can be installed side by side or alongside turnstiles or entrance gates to optimise traffic flow for busy buildings. These speed lanes have a minimal design that, when integrated with a visitor management system, provides an effective layer of security suitable for various working environments.

Fine-tuned to your needs

Our team provides customised solutions to meet your security and aesthetic needs. Our EasyGate Speedgates offer slim and stylish designs that blend with any architectural setting and a range of finishes to match your surroundings. When connected to your visitor management system, light guidance, adjustable glass wing heights, and anti-vault detection enhance security and user experience.

Benefits to your business

- High-throughput security
- Anti-tailgating prevention
- Climb-over prevention
- Aesthetic secure line
- High integration capability
- Integrates with most access control
- Highly customisable

Benefits to users

- Fast and secure access
- Ability to use biometrics
- Intuitive to use
- Aesthetically pleasing
- Adds a feeling of safety
- Wheelchair access EA



EasyGate Elite

The EasyGate Elite offers a stylish, slim design that is perfect for managing traffic flow in busy office or reception areas. The cabinet length is available in two lengths, and optional high glass wings make it an ideal option for securing compact spaces. Elevate your office or reception area to a new level of sophistication and security with this innovative solution.

Business benefits

- ✓ Anti-tailgating
- ✓ Highly customisable
- ✓ Slim design - 120mm
- ✓ High-throughput
- ✓ Easy to integrate with access control

Key Features



Connectivity



Medium Security



Customisation



EA



High Throughput

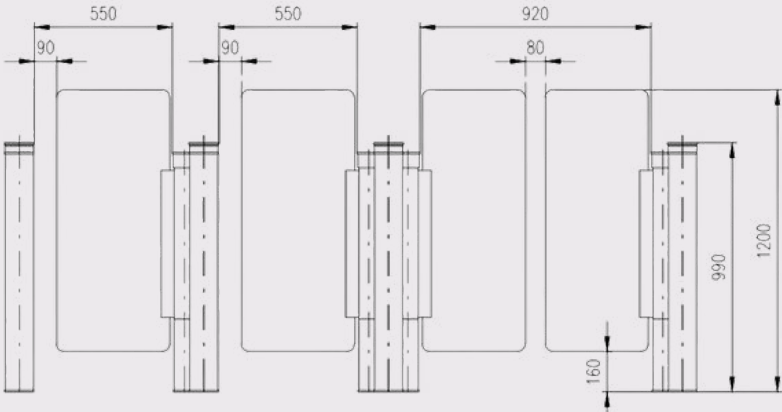


Touchless

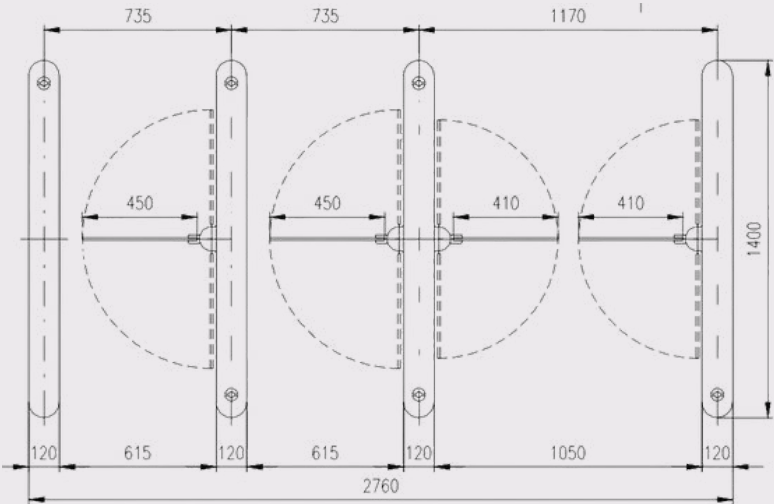
Technical Dimensions

DIMENSIONS	
Cabinet Height	990mm
Cabinet Length	1070mm/1400mm
Cabinet Width	120mm
Barrier Height	990mm - 1800mm
1 Wing Passage Width	Standard 550mm, Max 600mm
2 Wing Passage Width	1400mm Wings Max 1100mm 1600mm Wings Max 1000mm 1800mm Wings Max 920mm

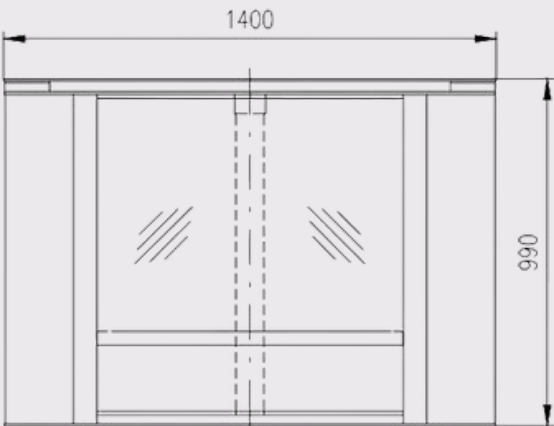
Front View



Top View



Side View



Indicative layout only.
For additional glass height and set-up dimensions, please speak to a Meesons representative.

Technical Specification

- Standard Feature
- Option
- ✕ Not Available

	Standard Feature	Options
Operation		
Power Supply	13.8V DC/ 24V AC/ 230V AC	
Range of Operating Temperature	+10°C to +50°C, -25°C to +50°C with heating module	
Communication Interface	RS-485/ USB/ Ethernet	
Operating Environment	Indoor	
Control Panel	●	EasyTouch, Touch panel, TMON control panel, RF remote control
Safety and Security		
Sensors	30 Pairs	18 Pairs of sensors for the Elite S
Detection	Tailgating, cross over and climb over detection	Wav Player provides audio guidance or alerts
Emergency Mode	Open manually or automatically	Power back-up
MCBF	5,000,000 cycles (Based on recommended maintenance schedule)	
Materials and Design		
Wings	Glass Wing (10mm, tempered)	Glass manifestation
Base and Housing	Brushed Stainless Steel	RAL powder coated steel, Black/ Gold/ Bronze Stainless Steel
Top Lid	Black Glass Panel	Corian, Stone, Wood
Cabinet Design	Rounded ends	
Technology		
Access Control	●	Integrated 3rd party terminals – lift controller/ ticket readers/ biometrics
Visitor Management	●	Integrated visitor card collector
Access Control	●	EasyScan
Lift Call Destination	●	Lift Call Mini



"The solution had to integrate with our preferred QR & access control readers to ensure seamless & secure access for staff and visitors. We are really pleased with the solution Meesons have provided, the speed gates have delivered on all our requirements, and their slimline design enabled us to improve throughput by increasing the number of lanes, making the best use of the available space."

Vincent Peacock
Project Executive

Meesons AI Ltd
Cardea House
Sidings Business Park
Skipton, Yorkshire
BD23 1TB
United Kingdom

meesons.com