



MEESONS

RANGE BROCHURE

# Full Height Turnstiles

Full Height turnstiles offer a 24/7 robust layer of security for locations where unauthorised access remains a top priority. By reducing the need for in-person security, these turnstiles keep congestion to a minimum, guaranteeing highly secure access for both users and goods.



# Why choose Meesons?

Since 1864, we have delivered entrance and access security solutions for forward-looking organisations seeking a building entrance solution adapted to their day-to-day operations. Today, we provide superior operational effectiveness, better, simpler customer experiences, and the ability to scale easily. We work with every customer to create an entrance control solution that meets their organisations' requirements.

Now, with a long-established nationwide and international presence, we are proud to be trusted by many prestigious companies for our market-leading solutions installed in iconic buildings and locations.

## What we do

### **Identify how best to protect your space, people and assets.**

The company endorses a layered security approach and collaborates with outstanding manufacturing partners to provide physical security for various settings. Business managers work with architects and security consultants to ensure the right balance between aesthetics and protection for clients.

### **Improve end-user experiences by unifying physical security with data.**

Establishing lasting relationships with clients allows for a deeper understanding of their needs, including product usability, access control integration, and management software connectivity. Combining technology and physical security can enhance the functionality of smart buildings.

### **Modernise your access security faster, with greater confidence.**

The focus on empowering change within physical security has led to product innovation, including the largest number of LPS 1175: Issue 8 approved products and the world's only high-security revolving door approved to LPS 1175: Issue 8.

## Service

Meesons is dedicated to ensuring the longevity of your investments, which is why all products automatically come with a 12-month warranty. We recommend an aftercare service plan that includes regular inspections, maintenance, and repairs to keep your system running smoothly, safely, and efficiently.

### **One plan. Made simple**

Our knowledge of environmental factors, usage, wear and tear and the impact on entrance performance emphasizes the importance of maintenance and protection. While our products are designed to endure the test of time, we acknowledge the necessity of regular servicing and upkeep to ensure uninterrupted use.

We offer one simple Service Plan, which is customisable. With bolt-on features, you can create a plan to suit your business needs.





# Contents

## Overview

Pages 04 - 05

## Products

Pages 06 - 14

## Specification

Pages 15

## Why choose a Full Height Turnstile

Ideal for  
Business benefits  
User benefits  
Take it from the customer

---

### Rexon Basic

#### Rexon DEA Range

DEA 3 4  
Bike Gate  
DUO

#### Rexon ERA Range

ERA 3 4  
Bike Gate  
4-LE  
DUO  
DUO 4-LE

---

## Comparison Specification

---

# Why choose a Full Height Turnstile?

Our Full Height Turnstiles deliver high-quality, robust entrance solutions for a variety of high security applications. Constructed for both internal and external spaces, these turnstiles operate 24/7, reducing reliance on in-person security to form a reliable safety barrier. With a silent and smooth motor drive, they can automatically adapt to user rotation speeds or provide upgraded security through an advanced dual brake system, effectively preventing unauthorised access. Enhanced by anti-corrosive finishes and versatile designs for pedestrians, wheelchair users, and bike access, our Full Height Turnstiles form an integral component of your secure line, offering an array of accessories and customisations to suit any secure area.

## Ideal for...

### Your considerations

Whether ensuring the security of data centres, halls, stadiums, gyms, leisure facilities and even temporary installations such as construction or industrial sites, our Full Height Turnstiles provide a highly secure entrance solution. With 24/7 automated protection, they defend against physical interceptions into your restricted spaces, seamlessly integrating with your existing walls and fence lines to upgrade your security.

### Fine-tuned to your needs

Available for both internal and external applications, our range can facilitate access for pedestrians, wheelchair users, and bikes. With anti-corrosive finishes and a silent motor drive, this range ensures a durable and smooth entrance solution with accessories such as touch panels, lane and access lights, and ticket terminals to suit your security requirements.

### Benefits to your business

- Establishes a protective barrier to effectively secure high security spaces
- Minimises the need for in-person security measures
- Provides 24/7 automated protection for complete assurance against unauthorised access
- Crafted with durable materials designed for longevity in indoor and outdoor areas

### Benefits to users

- Facilitates smooth user access with a silent motor drive
- Generates a sense of safety and security in working environments
- Creates a reliable entrance experience for pedestrians, wheelchair users and bike users



“Meesons worked with the project team throughout the development to deliver bespoke solutions, complementing the wider design. We were especially pleased with the unique housings for our biometric readers, as well as the bike portals, where the work of the Meesons team has resulted in a robust and reliable system, capable of maintaining a high level of security and control, without additional guarding charges”

Landmark London Development  
Project Representative



## Full Height Turnstiles

# Rexon Basic

The Rexon Basic is a full height turnstile that provides a cost efficient yet secure entrance solution. Suitable as a pedestrian entrance for both indoor and outdoor use, the Rexon Basic reduces the need for in-person security, offering 24/7 motorised protection with a silent and smooth motordrive for enhanced user experience.

## Key Features



Customisable



Connectivity



Emergency Egress



Anti-Tailgating



High Security



High Security

### DIMENSIONS

#### Unit Height

580mm

#### Unit Width

3 (120°)

#### Passage Height

2040mm

#### Passage Width

580mm

#### No. Wings

3 (120°)

#### Power Supply

3.8V DC/ 24V AC/ 230V AC





**cominfo**  
security first

## Full Height Turnstiles

# Rexon DEA

The Rexon DEA is an extremely robust 3- or 4-wing, high-quality turnstile that offers fully automated operation in areas requiring unstaffed security. Its heavy-duty steel construction and anti-corrosive finish make it ideal for both external and internal use. It ensures maximum security with a dual brake and user-responsive rotation system, a secure yet smooth way of protecting high-risk areas.

## Key Features



Customisable



Connectivity



Emergency Egress



Anti-Tailgating



High Security



High Security

### DIMENSIONS

#### Unit Height

3 Wing 2465mm

4 Wing 2550mm

#### Unit Width

1400mm

#### Passage Height

2100mm

#### Passage Width

3 Wing 620mm

4 Wing 550mm



**cominfo**  
security first

## Full Height Turnstiles

# Rexon DEA 3 Bike Gate

The Rexon DEA 3 Bike Gate provides a secure and effective entrance solution with an integrated bike gate, spacious enough for bicycles and small motorbikes. By utilising its dual brake system, this full-height turnstile ensures unauthorised access prevention without the need for in-person security.

## Key Features



Customisable



Connectivity



Emergency Egress



Anti-Tailgating



High Security



High Security

### DIMENSIONS

#### Unit Height

2465mm

#### Unit Width

2330mm

#### Passage Height

2100mm

#### Passage Width

3 Wing 620mm

#### Bike Passage Width

540mm

#### Motorbike Passage Width

730mm





**cominfo**  
security first

Full Height Turnstiles

# Rexon DEA 3 Gate

The Rexon DEA 3 Gate is a single-passage full-height turnstile featuring an integrated pass gate. With its secure and robust construction, this gate ensures enhanced user access, offering a wide passage for both people and goods in areas that require unstaffed security.

## Key Features



Customisable



Connectivity



Emergency Egress



Anti-Tailgating



High Security



High Security

### DIMENSIONS

#### Unit Height

2465mm

#### Unit Width

2590mm

#### Passage Height

2100mm

#### Passage Width

3 Wing 620mm



## Full Height Turnstiles

# Rexon DEA Duo

The Rexon DEA DUO is a dual passage turnstile designed to manage high levels of throughput in situations without in-person security measures. Its space-saving, dual-entry design doubles transits, minimising congestion while maximising security. With robust construction and an anti-corrosive finish, it ensures protection in both internal and external environments.

## Key Features



Customisable



Connectivity



Emergency Egress



Anti-Tailgating



High Security



High Security

### DIMENSIONS

#### Unit Height

3 Wing 2465mm

4 Wing 2550mm

#### Unit Width

3 Wing 2520mm

4 Wing 2235mm

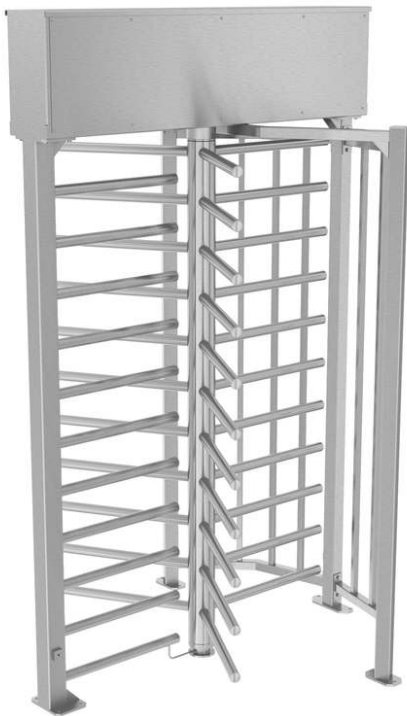
#### Passage Height

2100mm

#### Passage Width

3 Wing 620mm

4 Wing 550mm



**cominfo**  
security first

## Full Height Turnstiles

# Rexon ERA

The Rexon ERA is a 3-wing or 4-wing turnstile that provides a premium solution for securing extremely high-risk, unstaffed areas. With a robust steel construction and a solid galvanised top panel, it forms a protective barrier to prevent unauthorised access at all times effectively.

## Key Features



Customisable



Connectivity



Emergency Egress



Anti-Tailgating



High Security



High Security

### DIMENSIONS

#### Unit Height

2520mm

#### Unit Width

1540mm

#### Passage Height

2100mm

#### Passage Width

3 Wing 580mm

4 Wing 535mm





## Full Height Turnstiles

# Rexon ERA Bike Gate

The Rexon ERA 3 Bike Gate is a high-quality full-height turnstile featuring an integrated bicycle gate, designed with a wide passage width to accommodate bicycles and small motorbikes.

## Key Features



Customisable



Connectivity



Emergency Egress



Anti-Tailgating



High Security



High Security

### DIMENSIONS

#### Unit Height

2520mm

#### Unit Width

2230mm

#### Passage Height

2100mm

#### Passage Width


3 Wing 580mm

#### Bike Passage Width

540mm

#### Motorbike Passage Width

730mm



**cominfo**  
security first

## Full Height Turnstiles

# REXON ERA 4-LE

The REXON ERA 4-LE, equipped with four wings, is a full-height turnstile designed for high-security settings that require unstaffed user transit. Offering a more compact solution than the REXON ERA 4, it maintains a highly secure standard, including entry and exit side panels that work to increase overall safety.

## Key Features



Customisable



Connectivity



Emergency Egress



Anti-Tailgating



High Security



High Security


### DIMENSIONS

**Unit Height**  
2520mm

**Unit Width**  
1350mm

**Passage Height**  
2100mm

**Passage Width**  
4 Wing 550mm



**cominfo**  
security first

## Full Height Turnstiles

# Rexon ERA Duo 4-LE

The Rexon ERA DUO 4-LE, equipped with four wings, is a full-height turnstile designed for high-security scenarios where in-person security isn't always available. This turnstile offers a space-saving yet smooth entrance solution with integrated entry and exit side panels, increasing safety levels to decrease the risk of unauthorised access.

## Key Features



Customisable



Connectivity



Emergency Egress



Anti-Tailgating



High Security



High Security

### DIMENSIONS

**Unit Height**  
2520mm

**Unit Width**  
2050mm

**Passage Height**  
2100mm

**Passage Width**  
4 Wing 550mm



# Technical Specifications

- Standard Feature
- Option
- ✕ Not Available

Rexon ERA	Bike Gate	3	4	DUO 3	4-LE	DUO 4-LE
Unit height (mm)	2520	2520	2520	2520	2520	2520
Unit height (mm)	2230	1540	1540	2360	1350	2050
Passage height (mm)	2100	2100	2100	2100	2100	2100
Passage width (mm)	3 wing 580	3 Wing 580	4 wing 535	3 wing 580	4 wing 550	4 wing 550
Bike passage width	540	✕	✕	✕	✕	✕
Motorbike passage width	730	✕	✕	✕	✕	✕
External Height – R12 (mm)	2220	2220	2220	2220	2220	2220

Rexon DEA	Bike Gate	DEA	DEA DUO	DEA 3 Gate
Unit height (mm)	2465	3 wing 2465 4 wing 2550	3 wing 2465 4 wing 2550	2465
Unit width (mm)	2330	3 wing 2520 4 wing 2235	3 wing 2520 4 wing 2235	2590
Passage height (mm)	2100	2100	2100	2100
Passage width (mm)	3 wing 620	3 wing 620 4 wing 550	3 wing 620 4 wing 550	3 wing 620
Bike passage width (mm)	540	✕	✕	✕
Motorbike passage	730	✕	✕	✕

Rexon Basic	Basic			
Unit height (mm)	580			
Unit width	3 (120°)			
Passage height (mm)	2040			
Passage width (mm)	580			

**Meesons AI Ltd**  
Cardea House  
Sidings Business Park  
Skipton, Yorkshire  
BD23 1TB  
United Kingdom

[meesons.com](https://meesons.com)